



Aluminum

BUILDING PRODUCTS



Window Trim • Frieze Board • Drip Edge
Channels • Trim Coil • Gutter • Soffit • Fascia

WELCOME TO HOLMES MANUFACTURING

The story behind Holmes Manufacturing begins back in 1984 when three men and a truck set out to install vinyl siding. The idea was to offer something different from our competitors, but the question was what. We began to focus on production efficiency. This timesaving pattern of thinking inspired us to constantly design and create new accessories ahead of time that would speed up installation on the jobsite. Much thought and ingenuity went into this pre-making of products, all of which helped improve our efficiency in installation.

The story doesn't end here. We realized that other contractors who were spending time and effort making their accessories on-site might have an interest in purchasing the line of products we designed, manufactured and kept on hand. That's how it came about that three men and a truck took their timesaving products to the local market.

What makes us unique? Simply this...we began as an install company and advanced into mass production, which means our products were designed and perfected by installers for installers. In the past our install company has worked on over 40,000 houses across Ohio. It was critical for us to have no callback or service issues, and our hands-on experience gave us the ability to design accordingly. At Holmes Manufacturing, our products have been time-tested to perform.

OUR COMMITMENT

Here at Holmes Manufacturing we are committed to providing you with the products you need, service that is better than you expect and the quality you deserve. We pride ourselves in our ability to service your everyday needs and our willingness to help with those small custom orders that are important to your customers.

Since 1984 we have continually expanded our product line by adding new products and colors. We work hard to stay connected to the needs of our customers. If you don't see a product in the catalog that is important to you, please let us know. We may have it available or see the need to add it to our offering. Your feedback is taken seriously and is important to us.



CONTENTS

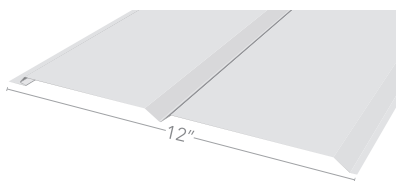
soffit	4-5
fascia	6-8
trim channel	9-10
gable frieze board.....	11
door trim	12
window trim.....	13
trim nails / siding starter.....	14
drip edge / gutter apron	15
drip cap / flashing.....	16
flashing	17
trim coil & rain gutter coil.....	18
boxed gutter	19
rain gutter accessories	20-23
custom bending	24
product specification sheet.....	25
stock colors	26-27

Our Nominal .019 Aluminum Double 6" Soffit is made up of a H26-H28 grade aluminum, which is harder than most, which in turn makes the panel stronger and user friendly. It is available in many standard colors, with special colors available upon request. See inside back cover.



double 6 soffit .019" ALUMINUM

●●● available in all colors [see inside back cover]

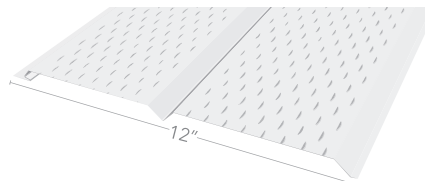


SOLID

12 ft | SVPA | 16/ct | 24/pallet

Cut to length

12" | SVPA12 | 30/ct
 16" | SVPA16 | 15/ct
 18" | SVPA18 | 15/ct
 24" | SVPA24 | 15/ct



VENTED

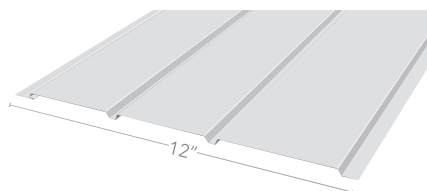
12 ft | LVPA | 16/ct | 24/pallet

Cut to length

12" | LVPA12 | 30/ct
 16" | LVPA16 | 15/ct
 18" | LVPA18 | 15/ct
 24" | LVPA24 | 15/ct

triple 4 soffit .019" ALUMINUM

●●● available in all colors [see inside back cover]

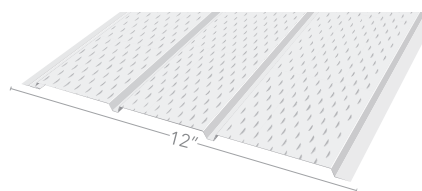


SOLID

12 ft | SVPAT4 | 16/ct | 24/pallet

Cut to length

12" | SVPAT412 | 30/ct
 16" | SVPAT416 | 15/ct
 18" | SVPAT418 | 15/ct
 24" | SVPAT424 | 15/ct

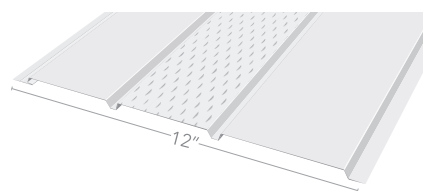


FULL VENT

12 ft | LVPAT4 | 16/ct | 24/pallet

Cut to length

12" | LVPAT412 | 30/ct
 16" | LVPAT416 | 15/ct
 18" | LVPAT418 | 15/ct
 24" | LVPAT424 | 15/ct



CENTER VENT

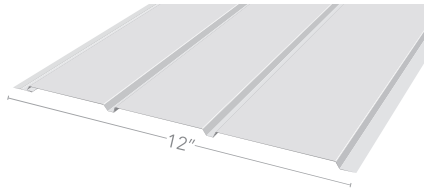
12 ft | CVPAT4 | 16/ct | 24/pallet

Cut to length

12" | CVPAT412 | 30/ct
 16" | CVPAT416 | 15/ct
 18" | CVPAT418 | 15/ct
 24" | CVPAT424 | 15/ct

triple 4 3/8 soffit .019" ALUMINUM

●●● available in all colors [see inside back cover]

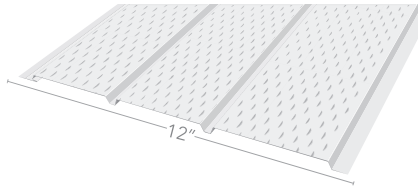


SOLID

12 ft | **SVPAT438** | 16/ct | 24/pallet

Cut to length

12" | **SVPAT43812** | 30/ct
16" | **SVPAT43816** | 15/ct
18" | **SVPAT43818** | 15/ct
24" | **SVPAT43824** | 15/ct

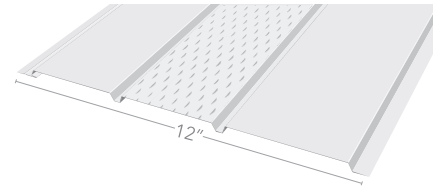


FULL VENT

12 ft | **LVPAT438** | 16/ct | 24/pallet

Cut to length

12" | **LVPAT43812** | 30/ct
16" | **LVPAT43816** | 15/ct
18" | **LVPAT43818** | 15/ct
24" | **LVPAT43824** | 15/ct



CENTER VENT

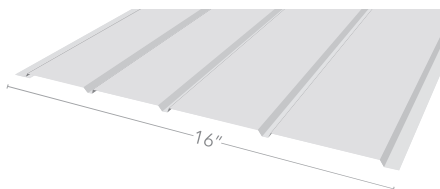
12 ft | **CVPAT438** | 16/ct | 24/pallet

Cut to length

12" | **CVPAT43812** | 30/ct
16" | **CVPAT43816** | 15/ct
18" | **CVPAT43818** | 15/ct
24" | **CVPAT43824** | 15/ct

quad 4 3/8 soffit .019" ALUMINUM

●●● available in all colors [see inside back cover]




SOLID

12 ft | **SVPAQ4** | 12/ct | 24/pallet

Cut to length

12" | **SVPAQ412** | 30/ct
16" | **SVPAQ416** | 15/ct
18" | **SVPAQ418** | 15/ct
24" | **SVPAQ424** | 15/ct

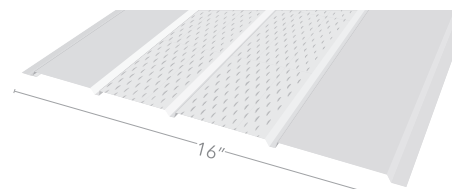


FULL VENT

12 ft | **LVPAQ4** | 12/ct | 24/pallet

Cut to length

12" | **LVPAQ412** | 30/ct
16" | **LVPAQ416** | 15/ct
18" | **LVPAQ418** | 15/ct
24" | **LVPAQ424** | 15/ct



CENTER VENT

12 ft | **CVPAQ4** | 12/ct | 24/pallet

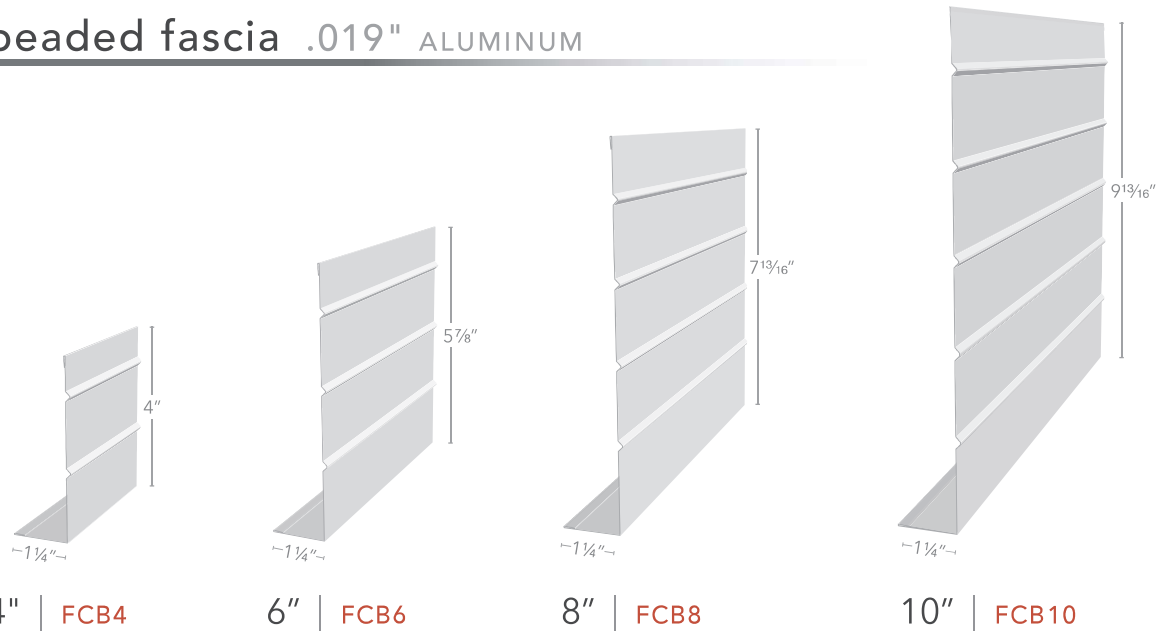
Cut to length

12" | **CVPAQ412** | 30/ct
16" | **CVPAQ416** | 15/ct
18" | **CVPAQ418** | 15/ct
24" | **CVPAQ424** | 15/ct

Our Nominal
.019

Aluminum Fascia is available in 4 different sizes, 4", 6", 8" and 10". It is produced with H26-H28 grade aluminum and with a rib system that highly resists oil canning. It has a 1-1/4" hemmed soffit leg which gives you more coverage and a more durable piece.

beaded fascia .019" ALUMINUM



4" | FCB4

6" | FCB6

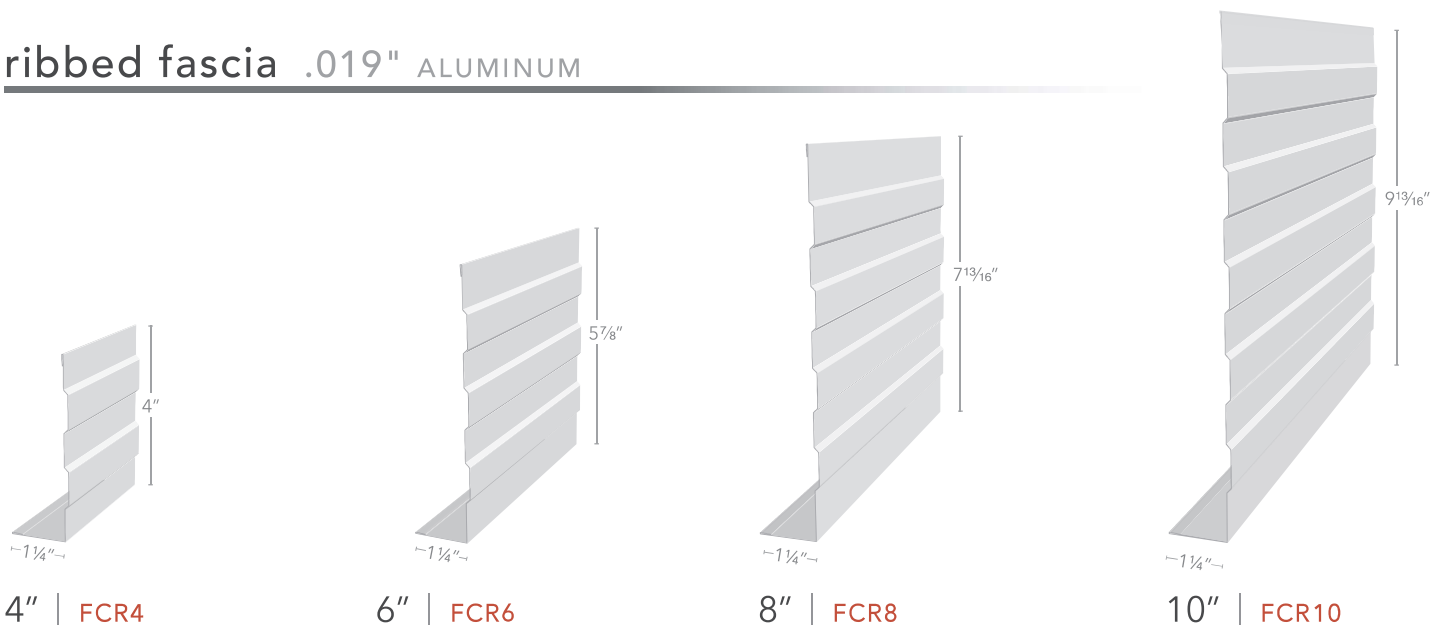
8" | FCB8

10" | FCB10

12' length
25 per carton

available in all colors
SEE INSIDE BACK COVER

ribbed fascia .019" ALUMINUM



4" | FCR4

6" | FCR6

8" | FCR8

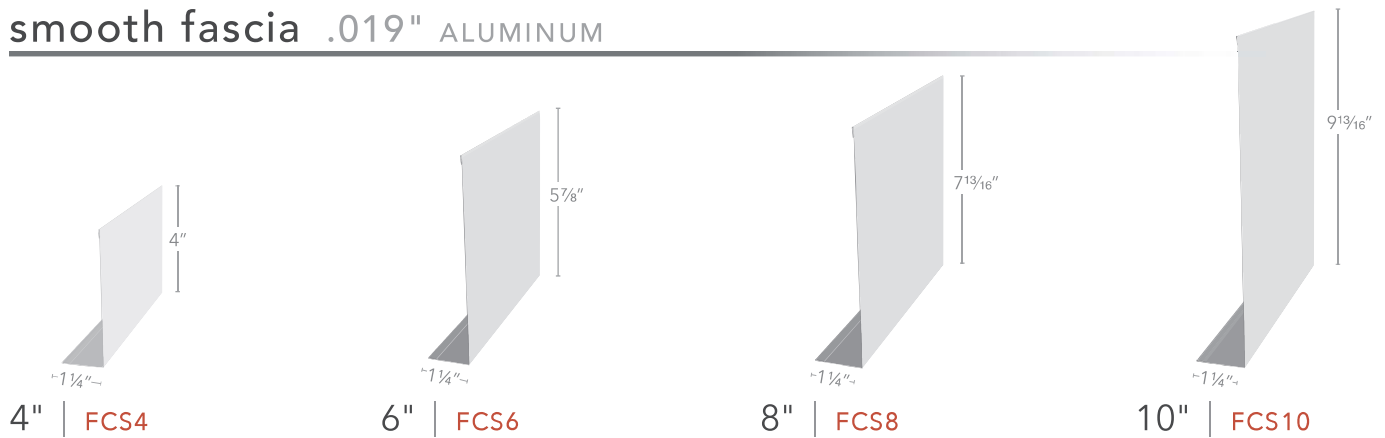
10" | FCR10

12' length
25 per carton


available in all colors
SEE INSIDE BACK COVER

FASCIA

smooth fascia .019" ALUMINUM




woodgrain embossed fascia .019" ALUMINUM



available in all colors
SEE INSIDE BACK COVER

12' length
25 per carton

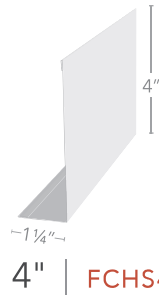
pvc woodgrain fascia .020" ALUMINUM



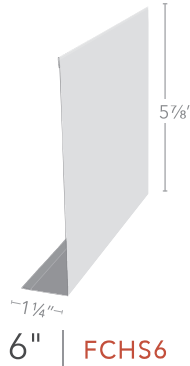
available in
● WHITE
OTHER COLORS AVAILABLE

12' length
25 per carton

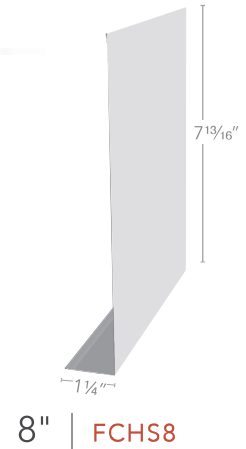
smooth fascia **HD** .024" ALUMINUM



4" | **FCHS4**

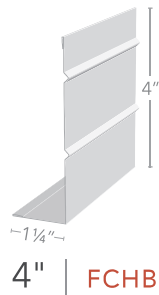


6" | **FCHS6**

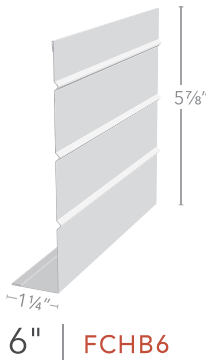


8" | **FCHS8**

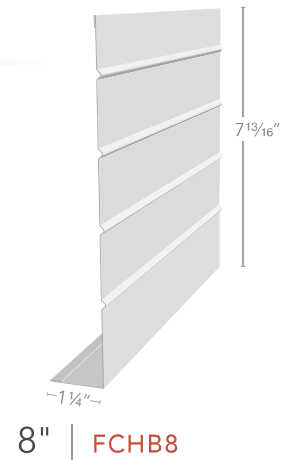
beaded fascia **HD** .024" ALUMINUM



4" | **FCHB4**

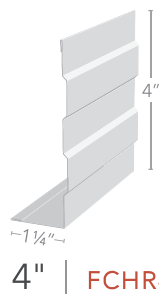


6" | **FCHB6**

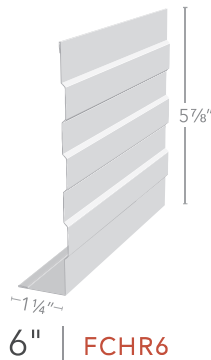


8" | **FCHB8**

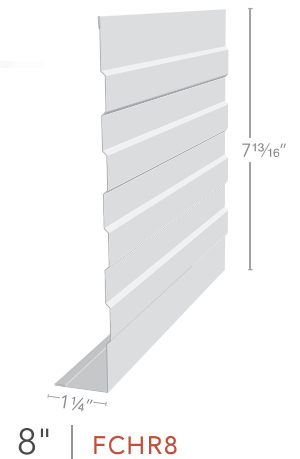
ribbed fascia **HD** .024" ALUMINUM



4" | **FCHR4**



6" | **FCHR6**



8" | **FCHR8**

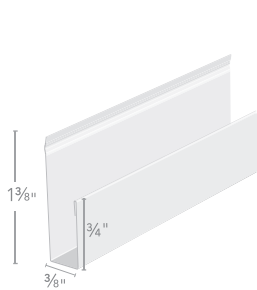
12' length
25 per carton

available in **WHITE** ●
MUSKET BROWN ●
BLACK ●

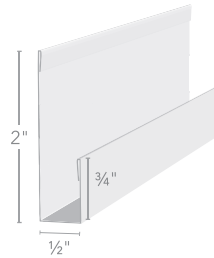
TRIM CHANNEL

Our Aluminum J Channel has an extra wide nailing flange for easier install and is hemmed on both edges, creating a safe and durable piece.

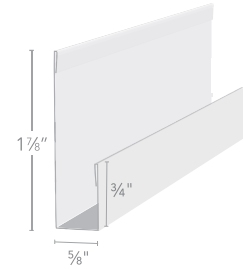
J channel .019" ALUMINUM



3/8" | J38



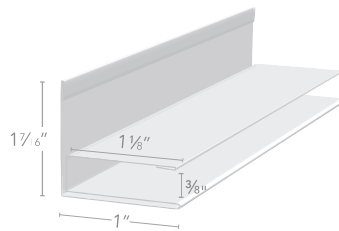
1/2" | J12



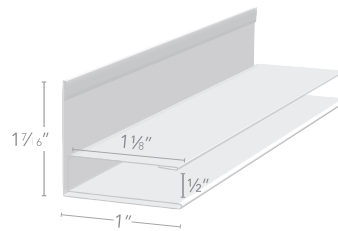
5/8" | J58

Our double hemmed 1/2" Aluminum F Channel, with a longer upper leg to create a stop for your soffit, makes it a user friendly piece with no sharp edges and a easy install for your soffit.

F channel .019" ALUMINUM



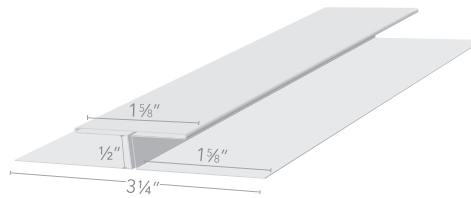
3/8" | F38



1/2" | F12



double channel runner .019" ALUMINUM



| DCR12



Double Channel Runner

10' length

10 per carton

available in all colors

SEE INSIDE BACK COVER

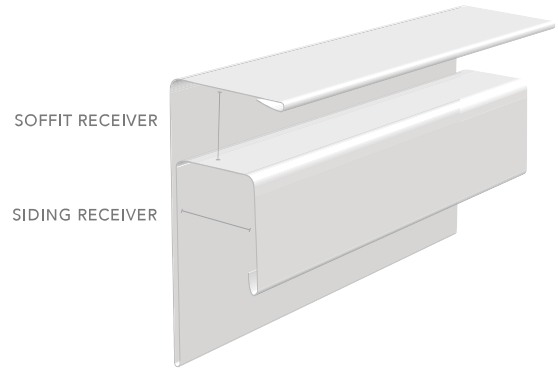
12' length

25 per carton

TRIM CHANNEL



JF channel .019" ALUMINUM



	1/2" soffit
3/4" siding receiver	JF34

The JF Channel eliminates the need for the F Channel and the J Channel on the gable ends of your residential and commercial buildings. It makes for an easier install by using 1 piece vs. 2, which saves you time and money. In turn, it gives your project a clean and professional look.

12' length
25 per carton

available in all colors
SEE INSIDE BACK COVER

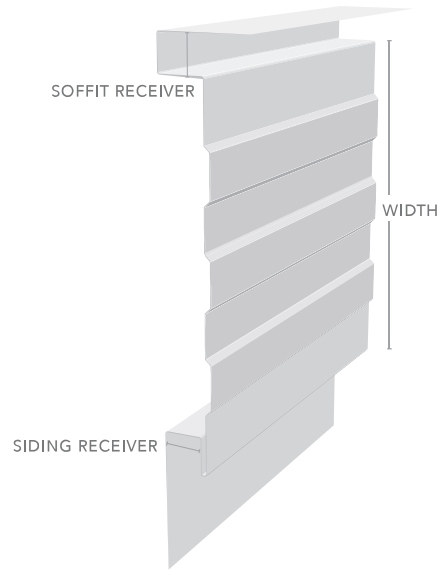
	1/2" soffit	5/8" soffit	3/4" soffit
3/4" siding receiver		JF3458	JF3434
7/8" siding receiver	JF78	JF7858	JF7834
1 1/8" siding receiver	JF118	JF11858	JF11834
1 1/4" siding receiver	JF114	JF11458	JF11434
1 1/2" siding receiver	JF112	JF11258	JF11234

10' length
30 per carton

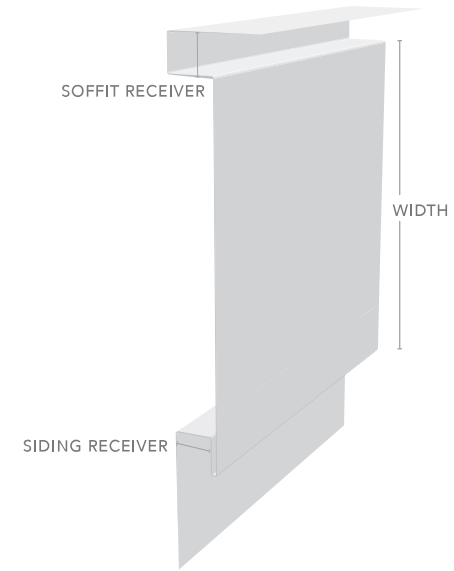
available in all colors
SEE INSIDE BACK COVER

GABLE FRIEZE BOARD

Our Gable Frieze Board is a great piece to add value to your next project. It comes in 3 different widths, 4", 6" and 8". It eliminates the need for a 1x, Coil Stock, J Channel and F Channel. It makes for an easy install by using 1 piece vs. 4, which saves you time and money. In turn, it gives curb appeal to your next project.



GFB



GFBS

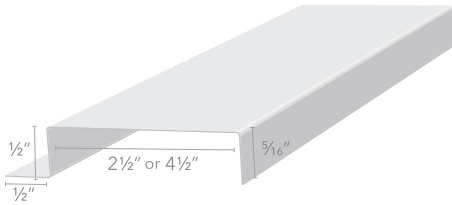
Gable Frieze Board Item Numbers
Begin each item# with GFB or GFBS when ordering below

soffit receiver		1/2" soffit			5/8" soffit			3/4" soffit		
width		4"	6"	8"	4"	6"	8"	4"	6"	8"
siding receiver	3/4"	4	6	8	43458	63458	83458	43434	63434	83434
	1 1/8"	4118	6118	8118	411858	611858	811858	411834	611834	811834
	1 1/4"	4114	6114	8114	411458	611458	811458	411434	611434	811434
	1 1/2"	4112	6112	8112	411258	611258	811258	411234	611234	811234

available in all colors
SEE INSIDE BACK COVER

10' length
10 per carton

DOOR TRIM

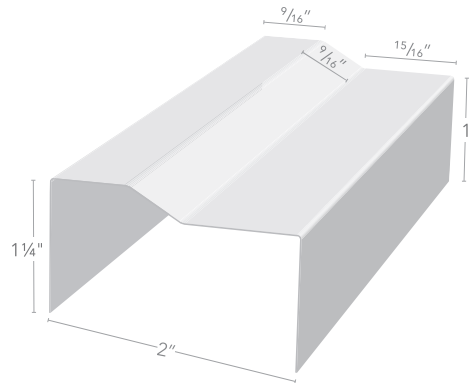


2 1/2" jamb cover

| JC2127

4 1/2" jamb cover

| JC4127



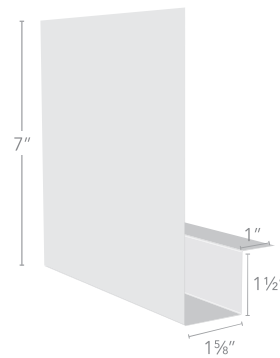
brick mold cover

| BMC7



7' length
10 per carton

available in all colors
SEE INSIDE BACK COVER



overhead door trim

| OHDT7

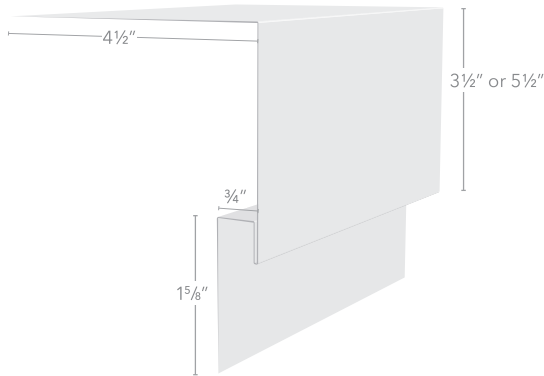
10' length
4 per carton

available in all colors
SEE INSIDE BACK COVER

WINDOW TRIM

The aluminum window trim is available in 2 widths, 3-1/2" and 5-1/2". It comes in 10' lengths and can receive up to a 3/4" butt siding. It is designed to fit into the J Channel on a new construction window, which gives the window a nice clean appearance. It can also be used on windows without a J Channel by placing small pieces of starter strip around the window to hold the inside edge. It is available in all colors.

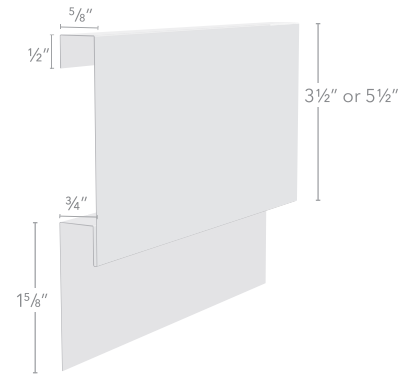
flush window trim .019" ALUMINUM



for replacement windows

3 1/2" | RWT35

5 1/2" | RWT55

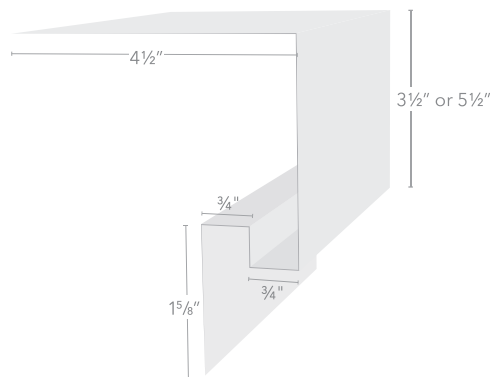


for new construction windows

3 1/2" | WT35

5 1/2" | WT55

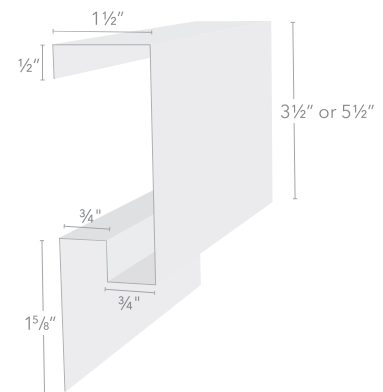
board effect window trim .019" ALUMINUM



for replacement windows

3 1/2" | RBEWT35

5 1/2" | RBEWT55



for new construction windows

3 1/2" | NBEWT35

5 1/2" | NBEWT55

— available in all colors —
SEE INSIDE BACK COVER

10' length
10 per carton

trim nails




stainless steel

1 1/4" | TN (ONE POUND BOXES)

1 3/4" | TN134 (WHITE ONLY)


available in most colors
CALL TO CONFIRM

siding starter



aluminum siding starter

| SS25



aluminum siding starter

| SS35

10' length

50 per carton SS25

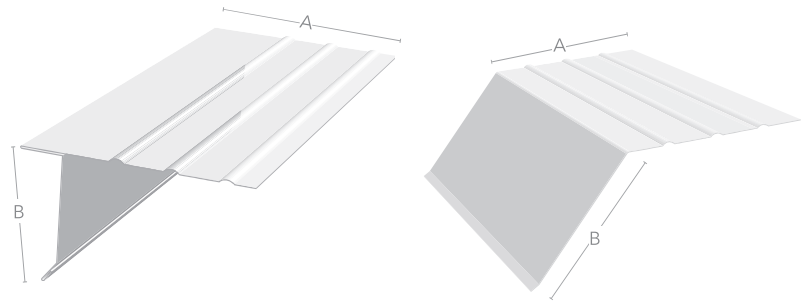
25 per carton SS35

35 cartons per pallet SS25

54 cartons per pallet SS35

DRIP EDGE/GUTTER APRON


Drip Edge is used to protect and cover the exposed edge of the roofline. Helps prevent water backup under the shingles.




Drip Edge						Available Colors
Code	A	B	Nom.	per/carton	carton/pallet	
DE118	2¼"	1½"	.019"	50	36	— available in all colors — SEE INSIDE BACK COVER
DE112	2¼"	1½"	.019"	50	36	
DE134	2¾"	1¾"	.019"	50	36	
DE200	2¼"	2"	.019"	25	36	
DEWF134	3¼"	1¾"	.019"	35	36	
Gutter Apron						
GA214	2¾"	2¼"	.019"	25	72	
GA112	2¾"	1½"	.019"	25	72	



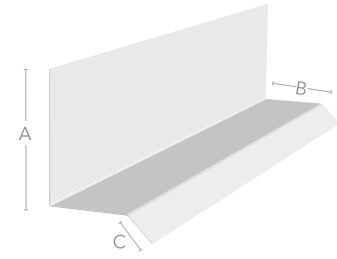
DRIP CAP/FLASHING



z bar drip



drip cap



apron flashing

Z-Bar Flashing

Code	Description	Length	Nom.	A	B	C	per/carton	carton/pallet
ZB516	5/16" Z-Bar	10'	.019"	1 3/4"	5/16"	3/8"	50	50
ZB38	3/8" Z-Bar			1 3/4"	3/8"			
ZB58	5/8" Z-Bar			2"	5/8"			
ZB34	3/4" Z-Bar			1 7/8"	3/4"			
ZB1	1" Z-Bar			1 5/8"	1"			
ZB118	1 1/8" Z-Bar			1 1/2"	1 1/8"			
ZB114	1 1/4" Z-Bar			2"	1 1/4"			
ZB112	1 1/2" Z-Bar			1 3/4"	1 1/2"			
ZB134	1 3/4" Z-Bar			2 1/8"	1 3/4"			
ZB2	2" Z-Bar			1 7/8"	2"			
ZB212	2 1/2" Z-Bar			2"	2 1/2"			

Drip Cap Flashing

Code	Description	Length	Nom.	A	B	C	per/carton	carton/pallet
DC516	5/16" Drip Cap	10'	.019"	1 3/4"	5/16"	3/8"	50	50
DC38	3/8" Drip Cap			1 3/4"	3/8"			
DC58	5/8" Drip Cap			2"	5/8"			
DC34	3/4" Drip Cap			1 7/8"	3/4"			
DC1	1" Drip Cap			1 5/8"	1"			
DC118	1 1/8" Drip Cap			1 1/2"	1 1/8"			
DC114	1 1/4" Drip Cap			2"	1 1/4"			
DC112	1 1/2" Drip Cap			1 3/4"	1 1/2"			
DC134	1 3/4" Drip Cap			2 1/8"	1 3/4"			
DC2	2" Drip Cap			1 7/8"	2"			
DC212	2 1/2" Drip Cap			2"	2 1/2"			

Apron Flashing

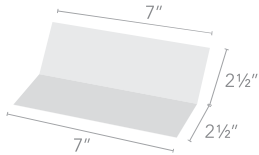
AF2	2" Apron Flashing	10'	.019"	3"	2"	3/8"	30	50
-----	-------------------	-----	-------	----	----	------	----	----

other colors available on request

available in

- 161 WHITE
- 271 ROYAL BROWN

pre-bent .019" ALUMINUM



5"x7" | **PB57**

4"x4"x8" | **APSF88**

DARK BRONZE

4"x4"x8" | **APSF88**

ROYAL BROWN

4"x4"x8" | **APSF88**

WHITE

2.5"x2.5"x7" | **PB25257**

ECONOMY MILL

4"x4"x8" | **PB88**

MILL

4"x4"x8" | **PB88**

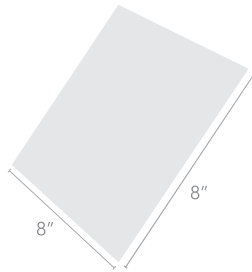
HEAVY GA MILL

4"x4"x8" | **APSF88**

BLACK

2"x3"x7" | **PB237**

STANDARD GA BLACK



flat shingle flashing

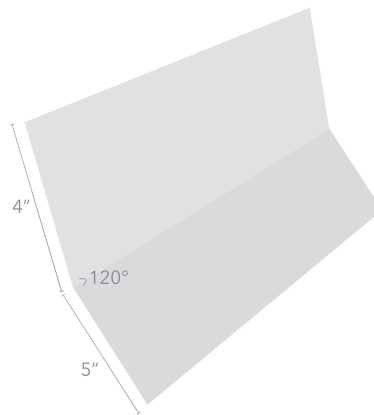
| **ASF88BKRB**

| **BF488**

MILL

500 per carton

BROWN / BLACK / ROYAL BROWN



5" Porch Flashing

| **PF45**

10' length / 30 per carton

available in all colors

SEE INSIDE BACK COVER



roll flashing

.019 medium brown	
10"x10'	HMC1010MBR
14"x10'	HMC1410MBR
10"x50'	HMC10MBR
14"x50'	HMC14MBR

trim coil ALUMINUM

Our 24" Aluminum Trim Coil is a 3105 alloy with a hardness of H26-H28. Please see the color chart inside the back cover for the colors available in Poly and PVC Trim Coil colors. Other colors available upon request.



.020" PVC Woodgrain
| HMPVC24



.019" Smooth Poly
| HMC24



.024"
| HM024C24



.019" "DuraCoil"
Lightly Textured
| HMDC24

50' length / 32 coils per pallet

SEE INSIDE BACK COVER

50' length / 32 coils per pallet

161 WHITE/MUSKET
BROWN/BLACK

50' length / 32 coils per pallet

8782 CLASSIC BRONZE
2026 SANDSTONE
9327 COLONIAL WHITE
2021 SANDPIPER BEIGE
2038 BLACK

rain gutter coil .027" ALUMINUM

WIDTH



15" width
| 027GC6

2 rolls per pallet / 300-350 lbs

6235 CLAY	9399 BURNISHED SLATE
9214 SANDALWOOD	4171 TUXEDO GRAY
TWK30° WHITE	0271 ROYAL BROWN
	200 BLACK

11¾" width
| 027GC

3 rolls per pallet / 300-350 lbs

for color availability
SEE INSIDE BACK COVER

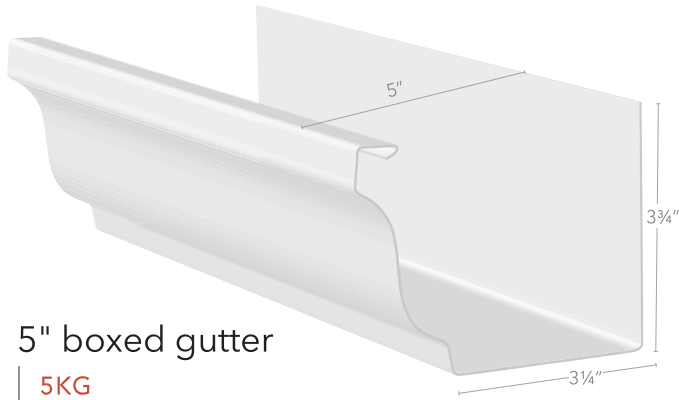
11¾" width Mini
| 027MGC

150' per roll / 56 lbs

for color availability
SEE INSIDE BACK COVER

BOXED GUTTER

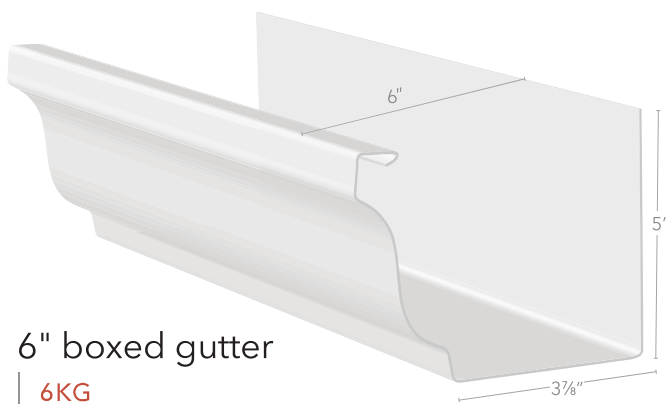
5" boxed gutter .027" ALUMINUM



Available in
10', 16' & 21' lengths
10 per carton

available in all gutter colors
SEE INSIDE BACK COVER

6" boxed gutter .027" ALUMINUM



Available in
10', 16' & 21' lengths
5 per carton

CALL FOR COLOR AVAILABILITY

RAIN GUTTER ACCESSORIES



elbows .019" ALUMINUM

offset elbows .019" ALUMINUM



A		B		A offset		B offset
2"x3" 23AEL (30 PER CARTON)		2"x3" 23BEL (30 PER CARTON)		2"x3" 23AOEL (30 PER CARTON)		2"x3" 23BOEL (30 PER CARTON)
3"x4" 34AEL (20 PER CARTON)		3"x4" 34BEL (20 PER CARTON)		3"x4" 34AOEL (20 PER CARTON)		3"x4" 34BOEL (20 PER CARTON)

TWK30° WHITE | LOW GLOSS
 TWK80° WHITE | HIGH GLOSS

available in all colors
 SEE INSIDE BACK COVER

downspout .019" ALUMINUM



2"x3" | **23D**
 3"x4" | **34D**



outlet tube
 2"x3" | **2X3OUT**
 3"x4" | **3X4OUT**



round outlet tube
 2¾" | **234ROUT**
 3⅜" | **338ROUT**

10' length / 10 per carton

50 per carton

2¾" - 250 per carton
 3⅜" - 100 per carton

available in all colors
 SEE INSIDE BACK COVER

RAIN GUTTER ACCESSORIES



inside box miter

5" | 5IBM
6" | 6IBM



outside box miter

5" | 5OBM
6" | 6OBM



left end cap

5" | 5LECAP
6" | 6LECAP



right end cap

5" | 5RECAP
6" | 6RECAP

20 pieces per carton end caps - 50 pieces per carton	6" PRODUCTS		5" PRODUCTS available in all gutter colors SEE INSIDE BACK COVER
	6235 CLAY 9214 SANDALWOOD TWK30° WHITE	9399 BURNISHED SLATE 4171 TUXEDO GRAY 0271 ROYAL BROWN	



inside strip miter

5" | 5ISM
6" | 6ISM



outside strip miter

5" | 5OSM
6" | 6OSM



inside bay miter

5" | 5IBSM
6" | 6IBSM



outside bay miter

5" | 5OBSM
6" | 6OBSM

20 pieces per carton	TWK30° WHITE
----------------------	--------------

RAIN GUTTER ACCESSORIES



slip joint connector

| SJC5

50 per carton

271 ROYAL BROWN
TWK30° WHITE



5" fascia brackets

| FB5WH

100 per carton

TWK30° WHITE



roof straps

| BH9

100 per carton



universal pipe bands

| DSS

100 per carton

available in all colors

SEE INSIDE BACK COVER



funnel

2"x3" | FUNWH3

3"x4" | FUNWH4

12 per carton

TWK30° WHITE

RAIN GUTTER ACCESSORIES



6 x 3/8" stainless steel screws

| ZSS6

1000 per carton



caulking

| GSWH

12 per carton



touchup paint

12 oz | SPRP

12 per carton



1 1/2" resist screw

| BSR912

500 per carton



5" gutter hanger

| RHBC5

6" gutter hanger

| RHBC6

1000 per carton



5" hidden hanger with screw

| RHFWS5

6" hidden hanger with screw

| RHFWS6

500 per carton

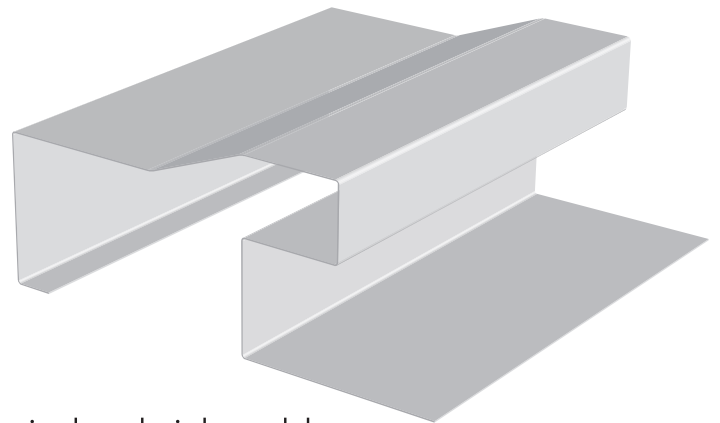
Screw not included. See BSR912.



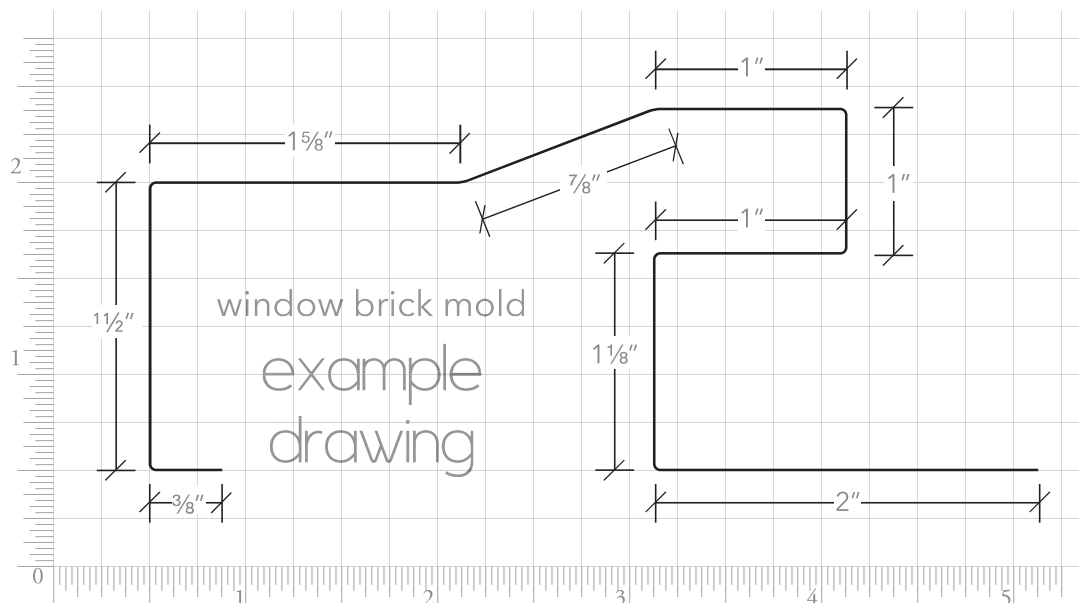
With 30 years experience in manufacturing aluminum products, our slogan here at Holmes Manufacturing has become 'You draw it, we'll bend it'. Custom bent products are available upon request, from porch beam wraps and flashings of all types to special window trims. Our employees take pride in their ability to design and create custom bent products that exceed your expectations.



porch beam wrap



window brick mold



product specification sheet

Metal Specifications

aluminum alloy - 3105 | hardness - H26-H28 | tensile strength - 28,000 psi
yield strength - 24,000 psi | gutter coil hardness - H24 | .024 coil hardness - H26

Metal Thickness

.019" nominal - soffit, fascia, accessories, and trim coil
.020" nominal - pvc trim coil
.024" nominal fascia and trim coil
.027" - gutter coil

Type of Coating

hybrid linear polyester

Gloss

Poly - 8 to 15 degree on 60 degree photovolt meter. ASTM test D523-80
PVC - 20-50 @ 60 degrees

Formability

No removal of finish with 610 Scotch tape on a 2T bend. NCCA test 11-19

Pencil Hardness

F-H

Dry Film Thickness

.60 - .80 mills

Humidity Resistance

no loss of gloss, cracking, or peeling after 1,000 hours in 100% relative humidity

Salt Spray Resistance

withstands 5% salt spray for 1,000 hours per ASTM test B1 17-73

Impact Resistance

No visual cracking or Scotch tape pick-off when subject to impact in inch pounds equal to 1.5 times metal thickness. NCCA test 11-6.

Exterior Exposure

Fade - shall not exceed more than 5 Color Difference Units within 5 years.
ASTM test D2244-79 Chalk. No great than No. 8 rating (excluding white)
within 5 years. ASTM test D659-74

STOCK COLORS



COLOR NAME	TRIM COIL			SMOOTH POLY PRODUCTS			GUTTER COIL
	POLY TRIM COIL #	DURACOIL	PVC TRIM COIL #	SOFFIT	ACCESSORIES	DRIP EDGE	
Alamo White	9996	N/A	N/A	MTO	MTO	MTO	N/A
Almond	6237	N/A	682	Stock	Stock	Stock	Stock
Antique White	2122	N/A	8163	Stock	Stock	Stock	Stock
Ash Grey	4362	N/A	N/A	Stock	Stock	Stock	Stock
Aspen	7272	N/A	7313	MTO	MTO	MTO	N/A
Birchwood	213	N/A	6244	MTO	MTO	MTO	N/A
Black	200	3028	4287	Stock	Stock	Stock	Stock
Black over Royal Brown	200BRN	N/A	N/A	N/A	N/A	N/A	N/A
Burgundy	3179	N/A	N/A	Stock	Stock	Stock	Stock
Burnished Slate	9399	N/A	N/A	Stock	Stock	Stock	Stock
Café Cream	N/A	N/A	2187	N/A	N/A	N/A	N/A
Canyon	9411	N/A	2145	MTO	MTO	MTO	N/A
Charcoal	9139	N/A	N/A	MTO	MTO	MTO	N/A
Charcoal Gray	2039	N/A	N/A	MTO	MTO	MTO	N/A
Chateau	2379	N/A	1372	MTO	MTO	MTO	N/A
Cherry	N/A	N/A	3171	N/A	N/A	N/A	N/A
Classic Bronze	N/A	8782	N/A	N/A	N/A	N/A	N/A
Clay	6235	N/A	9217	Stock	Stock	Stock	Stock
Clay (Door)	N/A	N/A	6455	N/A	N/A	N/A	N/A
Cocoa Brown	9240	N/A	N/A	MTO	MTO	MTO	N/A
Colony Green	2267	N/A	N/A	Stock	MTO	MTO	N/A
Copper Metallic	3160	N/A	N/A	MTO	MTO	MTO	S.O.
Cream	2223	N/A	694	MTO	MTO	MTO	N/A
Crimson Red	2167	N/A	N/A	MTO	MTO	MTO	N/A
Dark Bronze	248	N/A	N/A	Stock	Stock	Stock	Stock
Dark Brown	9717	N/A	N/A	MTO	MTO	MTO	N/A
Deep Brown/Musket Brown	9519	N/A	0245	MTO	MTO	MTO	N/A
Deep Red	9207	N/A	N/A	MTO	MTO	MTO	N/A
Enzian Blue	N/A	N/A	0151	N/A	N/A	N/A	N/A
Everest	5235	N/A	5236	MTO	MTO	MTO	N/A
Forest Green	7303	N/A	7233	Stock	Stock	Stock	Stock
Gallery Blue	2627	N/A	N/A	MTO	MTO	MTO	N/A
Geneva Blue	N/A	N/A	5161	N/A	N/A	N/A	N/A
Granite	4331	N/A	4289	MTO	MTO	MTO	N/A
Gray (Door)	N/A	N/A	4422	N/A	N/A	N/A	N/A
Gray/ Sterling Gray	055	N/A	463	Stock	Stock	Stock	Stock
Grecian Green	7265	N/A	N/A	Stock	Stock	Stock	Stock
Harvest Red	9147	N/A	9148	MTO	MTO	MTO	N/A
Hero Blue	2692	N/A	N/A	MTO	MTO	MTO	N/A
Hickory Moss	2099	N/A	N/A	MTO	MTO	MTO	N/A
Hunter Green	0244	N/A	N/A	MTO	MTO	MTO	N/A

STOCK COLORS

COLOR NAME	TRIM COIL			SMOOTH POLY PRODUCTS			GUTTER COIL
	POLY TRIM COIL #	DURACOIL	PVC TRIM COIL #	SOFFIT	ACCESSORIES	DRIP EDGE	
Ivory	2483	N/A	N/A	MTO	MTO	MTO	N/A
Light Gray	2036	N/A	N/A	MTO	MTO	MTO	N/A
Light Stone/ Sandpiper	2263	2021	6379	MTO	MTO	MTO	N/A
Linen	171	N/A	170	MTO	MTO	MTO	N/A
Mill Finish	C24Mill	N/A	N/A	N/A	N/A	N/A	N/A
Mountain Berry	3221	N/A	3150	MTO	MTO	MTO	N/A
Musket Brown	8226	N/A	8227	Stock	Stock	Stock	Stock
Myst Gray	2843	N/A	2844	MTO	MTO	MTO	N/A
Nautica	5221	N/A	558	MTO	MTO	MTO	N/A
Neptune	2726	N/A	0156	MTO	MTO	MTO	N/A
Nightfall	8910	N/A	0300	MTO	MTO	MTO	N/A
Oak	N/A	N/A	9340	N/A	N/A	N/A	N/A
Ocean Blue	5219	N/A	N/A	MTO	MTO	MTO	N/A
Pewter	4241	N/A	4209	MTO	MTO	MTO	N/A
Pewter Gray	9136	N/A	N/A	Stock	Stock	Stock	N/A
Pine	2396	N/A	2398	MTO	MTO	MTO	N/A
Prairie / Spice	6306	N/A	6318	Stock	Stock	Stock	N/A
Premium Blue	5222	N/A	5240	MTO	MTO	MTO	N/A
Pueblo	9410	N/A	8276	MTO	MTO	MTO	N/A
Royal Brown	271	N/A	9345	Stock	Stock	Stock	Stock
Rustic Bronze	N/A	N/A	6457	N/A	N/A	N/A	N/A
Rustic Red	3189	N/A	N/A	Stock	Stock	Stock	Stock
Sage	7207	N/A	7315	MTO	MTO	MTO	N/A
Sand	241	N/A	233	Stock	Stock	Stock	Stock
Sandalwood	2244	N/A	8290	Stock	Stock	Stock	Stock
Sandpiper/ Light Stone	2263	2021	6379	Stock	Stock	Stock	Stock
Sandstone	N/A	2026	9238	N/A	N/A	N/A	N/A
Sea Slate	5243	N/A	5244	MTO	MTO	MTO	N/A
Sierra	9718	N/A	N/A	MTO	MTO	MTO	N/A
Tan	2481	N/A	N/A	MTO	MTO	MTO	N/A
Taupe	2482	N/A	N/A	MTO	MTO	MTO	N/A
Terratone	9381	N/A	N/A	Stock	Stock	Stock	Stock
Timberline	7318	N/A	7319	MTO	MTO	MTO	N/A
True Black	9995	N/A	N/A	MTO	MTO	MTO	N/A
Tudor Brown	N/A	N/A	9338	N/A	N/A	N/A	N/A
Tuxedo Gray	4171	N/A	N/A	Stock	Stock	Stock	Stock
Vallis Red	N/A	N/A	0097	N/A	N/A	N/A	N/A
White	161	9327	1257	Stock	Stock	Stock	TWK-30
White (High Gloss)	N/A	N/A	N/A	N/A	Stock	N/A	TWL-80

STOCK NORMAL LEAD TIME

MTO MADE TO ORDER (CALL FOR PRICE AND LEAD TIME)

N/A

S.O.

NOT AVAILABLE AT THIS TIME

NON-STOCK SPECIAL ORDER



HOLMES MANUFACTURING

110 Straits Lane

Killbuck, OH 44637

p 330.231.6327

f 866.671.3374

sales@holmesmanufacturing.com